



# St. Luke's N.S. Tyrrelstown

## Information for Incoming Junior Infants 2021



# Preparation for Junior Infants

Before beginning school:

- ✓ Be positive and calm in your approach towards school
- ✓ Talk about school in conversation
- ✓ Encourage your child to do small practical tasks by themselves
- ✓ Involve them in the preparation (choose lunch box/bag)
- ✓ Practice simple routines




If you have any other information regarding your child's needs or medical care, please inform the school as soon as possible.

# School Uniform

- Children wear a navy jumper and grey trousers/pinafore/skirt with a white shirt or polo shirt.
- Children should wear a navy tracksuit on PE days.
- School crests are available from the school office to sew onto navy jumpers.






# The Basics



- School begins at 9am. Children should line up with their class from 8.50am. Children will be told where to line up by their class teacher in September.
- All items belonging to your child must have their name on it.
- Please make sure your child's bag is big enough to hold an A4 homework folder.
- There is no need to buy anything for your child to bring to school. The class teacher will have your child's books, pencils, crayons, etc. These items are covered as part of the booklist.



# Your child's first day!



- You will be notified what time school will start and finish on the first day of school. This will be a short day to help your child become familiar with the school.
- Have everything ready the night before (uniform, snack, shoes, etc.)
- If you are feeling upset or nervous try not to let it show.
- Engage your child with other children in the class.
- Let your child know you will collect them later and wave goodbye.
- If your child is upset try distracting them with a toy or friends.



# Lunches



Children have 2 lunch breaks a day.

One 10 minute break and one 30 minute break.

- There is a healthy lunch policy in the school. This means no sweets, chocolate, crisps, etc.
- Children should bring a small snack for little break and something more for big break.
- Children should be able to open their own lunch box, yoghurt and drinks or anything else they bring.
- Children should not be given nuts as part of their lunches as there are children in the school with allergies. This includes nuts and products containing nuts for example peanut butter and Nutella.



# Practice



Children should practice these before coming to school:

- ✓ Putting on and off their coat/hat/gloves/jumper
- ✓ Opening and closing their school bag
- ✓ Tidying up after themselves
- ✓ Taking turns
- ✓ Toilet hygiene

# Self - Care



- Children should be able to put on, close, take off and hang up their own coat, hat, scarf and gloves and any other item of clothing.
- Children should be able to tie their own shoe laces or open and close Velcro shoes.
- Children should only wear belts on their trousers if they can undo them themselves. Elasticated waists on trousers are most suitable.



# Toilet Hygiene

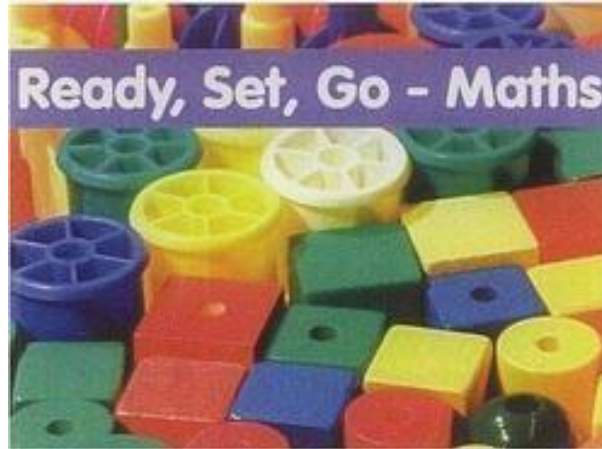


- Children should be able to use the toilet independently.
- We ask that children bring their own hand towel for drying their hands.
- Remind children to flush the toilet and wash their hands before leaving the toilet.
- In the case of a toilet accident, the school has spare clothes. In some cases we will contact you if your child requires extra attention.

# Junior Infants Curriculum

Junior Infants have a busy day.

These are some of the programmes we use



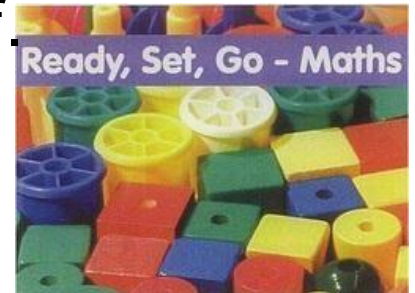
# Jolly Phonics

- We use the Jolly Phonics programme to teach letter sounds.
- It uses a multi-sensory approach to learning phonics.
- The children learn their sounds through songs, actions, games, visuals and stories.



# Ready, Set, Go Maths

- We use the Planet Maths & Ready Set Go Maths Programme.
- The focus for Ready, Set, Go is on hands on activities and developing the area of 'Number'.
- Children work on maths activities in groups with the class teacher and learning support staff.







# Aistear



- Aistear-meaning ‘Journey’ is the curriculum framework for 0-6 year old
- Places a huge emphasis on play as ‘much of children’s early learning and development takes place through play and hands on experiences.’
- Aistear hour of play each day
- It focuses on developing children’s oral language-discussion before during and after play
- Children play in groups and do a different activity every week
- New theme explored every two weeks
- Stations-pretend play, physical play, creative play, language play and games with rules




# Oral Language



- Oral language (speaking and listening) is the most important area of infant curriculum
- If children can't talk about a topic, then they can't read or write about it.
- Encourage conversation with your child
- Play games to encourage your child to talk  
Eg. Simon says, Headbands, I Spy.

# Homework

- Children will get a little bit of homework each day.
- Engage with your child doing their work.
- Homework folders should be returned on Friday to allow the teacher to get the folder ready for the following week.



# Behaviour Management



- **We reinforce positive behaviour** (notice and praise desired behaviours)

- **We reward positive behaviour**  
(stickers, certificates, verbal praise, given to children)

- **We give individual and group rewards**  
(student of the week, class of the week)

## Simple class rules

- Kind hands
- Kind feet
- Kind words
  
- Hand up to talk
  
- Look at and listen to whoever is talking

# See you all in September!



If you have any further questions you can contact the school on **01-8856015** or by email at [infostlukesns@gmail.com](mailto:infostlukesns@gmail.com) or visit our school website at [stlukesns.ie](http://stlukesns.ie)